


Visual Inspector

Imaging Software Metrology Tool

The **Visual Inspector** is a simple to use yet powerful software program for Windows 98/NT/2000/XP that provides the means to acquire, archive, analyze, and annotate video images.

Real-Time Color Image Acquisition, Storage, and Retrieval

- Real-Time high-resolution digital color video image acquisition
- Video image storage and retrieval. Images may be saved and retrieved in BMP, TIF, JPG, and TGA file formats.
- Visual directory for easy image retrieval.
- Overlay of text and graphic objects on live video and on still images.



Visual Inspector System

Image Analysis and Measurement

- Calibration of an image to real world coordinates.
- Create and save calibrations for multiple optical setups or different microscope objectives.
- Quantify Measurements to identify key parameters
 - Measurement capabilities include: Length, X-Y, Diameter, Radius of Arc, Area, Angle, and more.
- Image Comparison via image differencing and translucent masking.
- Still Image Enhancement features:
 - Unlimited zoom
 - Still image inversion (positive/negative)
 - Sharpen
 - Smooth
 - Brightness
 - Contrast Enhancement
 - Flip Horizontal and Vertical

Presentation of Analysis Results


- Split screen comparisons of live and still images.
- 4-Up display of comparison images – either side-by-side or top/bottom.
- Create and play slideshows of stored images.
- Integrated ability to print images

Annotate Image Features with Live Video Overlay

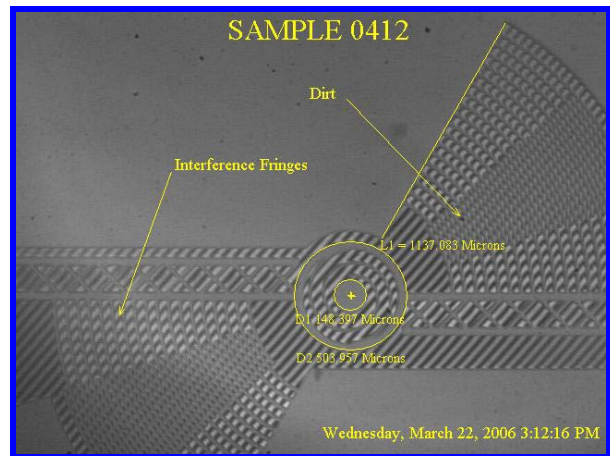
Overlay of graphic and text information is a powerful feature that lets a user annotate items of interest in the image. Visual Inspector provides you the ability to overlay lines, circles, boxes, arrows, text, and horizontal and vertical scales. These graphic objects can be positioned and moved around on the image. Objects, no longer needed, can be deleted. All overlay objects that are created for an image may be saved with it.

Share Information

- E-mail annotated images to colleagues, vendors, or customers.
- Export slide shows to Power Point presentations.
- Export measurement results to either ASCII files or Excel spreadsheets.
- Export annotated images to disk for use in other programs.
- Integrated ability to print images on the system printer.



Annotate Images To Document Information



Calibrated Measurements Quantify Key Information





Image Comparison Shows Missing Capacitor



Picture-In-Picture Illustrates Key Information



Split Screen Display Illustrates Subtle Differences

Visual Inspector comes in multiple versions to satisfy all budgets. Contact E M Optomechanical, Inc. or your distributor for more information.

Distributed By: